


Instructions for first-time login/registration

Login/registration

1. Open the website: <https://portal.livica.ch/>
2. Click on "Register"

Login

Please log in with your username or new social security number.

User name 

Password

Next


Sign in →

I forgot my password →

1 Identification

1. Enter your 13-digit OASI number
→ The 13-digit OASI number can be found on your current pension certificate
2. Enter your date of birth
3. Enter your personal activation code
→ You will receive the activation code with a separate letter

Insured persons or pensioners



Please enter the identifiers.

Social Security No.

Date of birth

Activation code

I have read and accept the [Terms of Use](#).

Next

Cancel

2 Enter user data

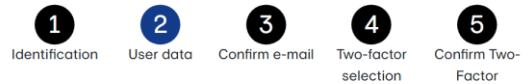
1. Enter the (private) e-mail address (this is also the username)
2. Create the password (at least eight characters from the following groups: numbers, upper and lower case letters, special characters)
3. Repeat the password

→ After entering your e-mail address, you will receive a verification code in your e-mail inbox (please also check the SPAM folder)

3 Enter the verification code

1. Enter the verification code from the e-mail received

Insured persons or pensioners



Please enter your user details and new password. The password must have at least 8 characters, including ones from the following groups: numbers, upper- and lowercase letters, special characters.

E-mail address

Password

Repeat password

[Return](#) [Next](#) [Cancel](#)

Insured persons or pensioners



Please enter the verification code that was sent to the email address

Verification key

[Return](#) [Next](#) [Cancel](#)

4 Set up authentication

Access to your insurance portal is additionally protected with two-factor authentication. You have two options to choose from:

Option 1: Text message sent to a mobile phone number

Option 2: Authenticator app

The app, e.g. “Microsoft Authenticator” can be downloaded from the Apple App Store or Google Play Store.



5 Option 1

Text message sent to a mobile number:

A verification code will be sent to the desired mobile phone number by SMS.

1. Please transfer the verification code to the field.

5 Option 2

Authenticator app:

1. Scan the generated QR code on the website using the authenticator app
2. Enter the verification code from the authenticator app

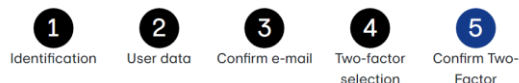
Insured persons or pensioners



Access to your user account is additionally protected with two-factor authentication. Please select the option you want to use when logging in.

Two-factor authentication via

[Return](#) [Next](#) [Cancel](#)



Please enter the verification code that was sent to the mobile number

Verification key

[Return](#) [Next](#) [Cancel](#)



Please open your authenticator app and scan the QR code. Then enter the code shown in the authenticator app to confirm.

QR Code



Verification key

[Return](#) [Next](#) [Cancel](#)